



# MUSICAL INSTRUMENTS

**CLIL PROJECT CLASSI IV – V A.S. 2016 - 2017**  
**SCUOLA PRIMARIA “G. FRACASSI”**  
**CHITIGNANO**

# HOW TO MAKE MARACAS

## WHAT YOU NEED:

- Two plastic drink bottles
- Rocks
- Dried uncooked pasta
- Beans
- Rice
- Masking tape
- Markers



# HOW TO MAKE MARACAS

## WHAT YOU DO:

- ❖ Rinse out the plastic bottles. Talk to your children about the fact that each of the materials on the table (rocks, pasta, beans and rice) can be used to fill the maracas. Discuss the qualities of each of the filler materials and ask them to make some predictions about what each material would sound like and what it would do if it filled a bottle (for example “The rocks are big, so they’d be hard to shake” or “The rice is light so the bottle wouldn’t feel very heavy”).



*GUYS, LET'S WORK!*



- ❖ Allow your children to fill the plastic bottle with the fill material of their choice. Close the bottle, let them shake it, and tell them they can exchange it for something else if they would like.. This is a great time to allow your children to experiment with different fill materials.

**HOW IS THE SOUND MADE BY ROCKS IN THE BOTTLE DIFFERENT THAN THE SOUND MADE BY RICE?**



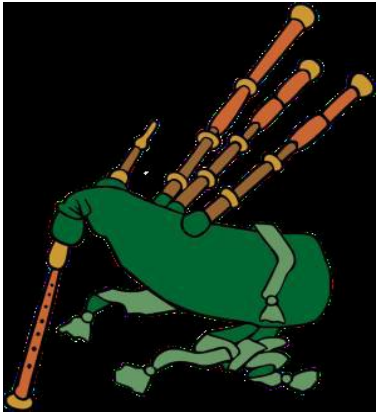
- ❖ Once your children have settled on the perfect fill materials , place a lid on each bottle and secure with masking tape. Cover the entire bottle with layers of masking tape and give your children the markers so they can decorate them. **STRIKE UP THE MUSIC AND SHAKE!!!**



HERE ARE OUR MARACAS... 😊



# MUSICAL INSTRUMENTS PICTURE DICTIONARY




BAGPIPE



BANJO



DRUM SET



BASS DRUM





# MUSICAL INSTRUMENTS PICTURE DICTIONARY



CLARINET



ELECTRIC  
GUITAR



DRUM




FLUTE



# MUSICAL INSTRUMENTS PICTURE DICTIONARY



FRENCH HORN



HARMONICA



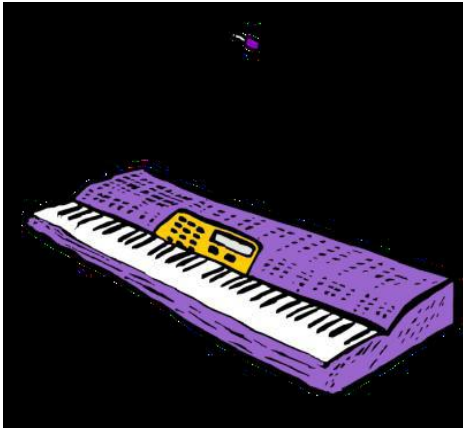
GUITAR



HARP



# MUSICAL INSTRUMENTS PICTURE DICTIONARY



KEYBOARD



MANDOLIN



LYRE



MARACAS



# MUSICAL INSTRUMENTS PICTURE DICTIONARY



PIANO



TRUMPET



SAXOPHONE



VIOLIN



# PRACTISE WITH A FRIEND...



CAN YOU PLAY THE VIOLIN?


NO, I CAN'T.

CAN YOU PLAY THE  
GUITAR?

YES, I CAN.



# DIFFERENT SOUNDS...DIFFERENT INSTRUMENTS!



MAYBE THOS DS...




MUSICAL INSTRUMENTS MAKE  
DIFFERENT SOUNDS, BUT YHEY  
MAKE SOUNDS IN THE SAME  
WAY...

THEY VIBRATE!!






*D'M SURE THOS DS...*





A GUITAR STRING  
MOVES UP AND  
DOWN.  
IT VIBRATE!


THE DRUMMER HITS THE  
DRUM. THE DRUM SKIN  
VIBRATES!






A METAL TRIANGLE  
VIBRATES WHEN YOU HIT  
IT WITH THE METAL  
STICK...

WHEN CHILDREN PLAY  
THE RECORDER, THE  
AIR INSIDE VIBRATES  
WHEN THEY BLOW...



TEST TIME!!!



*AND NOW...LET'S MAKE MUSOC!!!*

